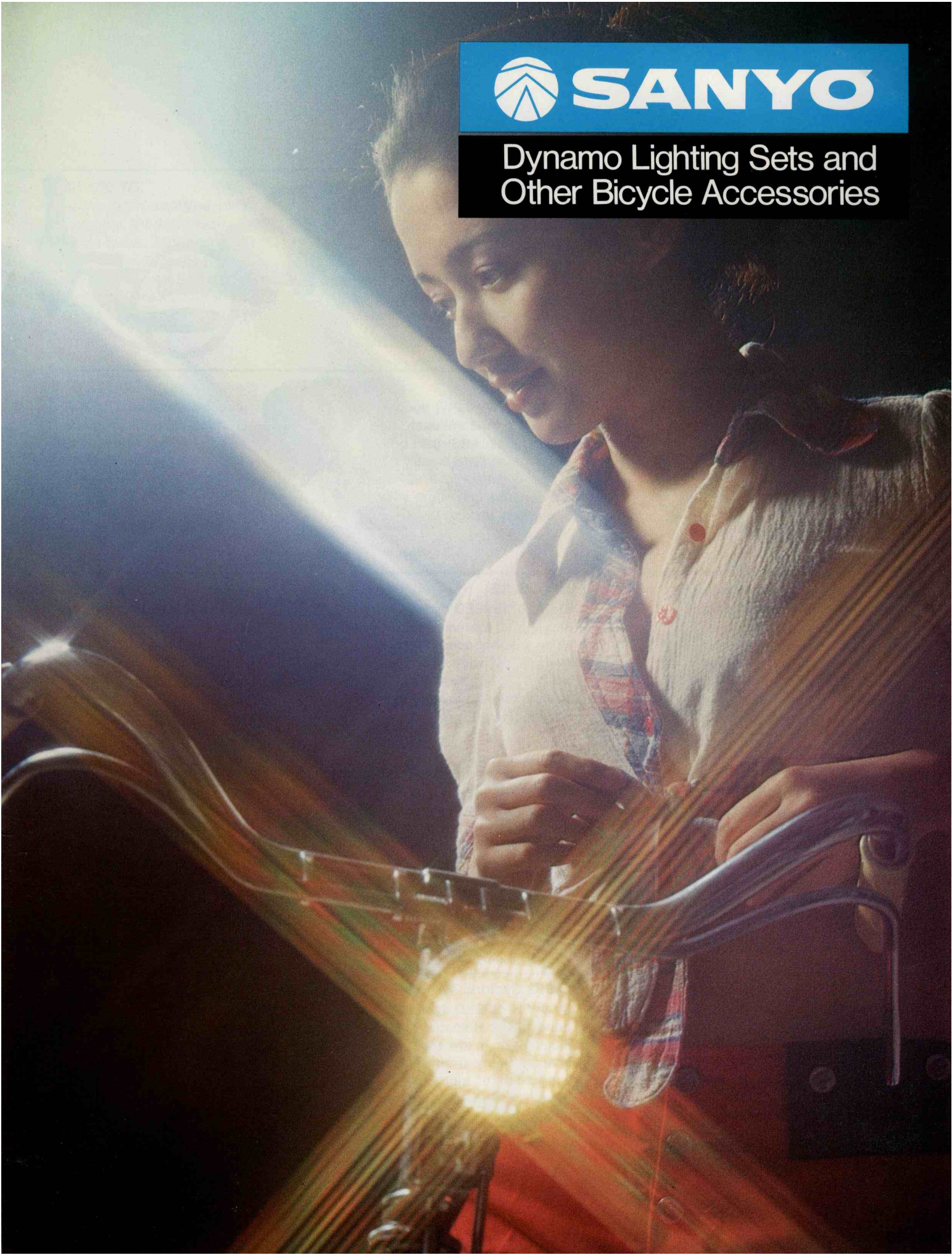




SANYO

Dynamo Lighting Sets and
Other Bicycle Accessories



Speedometers

SA-5

Indicates up to 60Km/h. with cyclometer and trip meter combined. Fits on 20", 26" and 28" wheel. Unit in mileage also available. Size: 3" wide x 2-1/4" high x 4-5/16" long.



SA-5



SA-97A

Indicates up to 60Km/h. with cyclometer combined. Fits on 20", 26" and 28" wheel. Unit in mileage also available. Size: 2-13/16" wide x 2-9/16" high x 3-7/16" long.



SA-200



SA-97A

SA-200

Indicates up to 60Km/h. with cyclometer combined. Fits on 20", 26" and 28" wheel. Unit in mileage also available. Size: 7-5/16" wide x 2-3/8" high x 3-5/8" long.

SA-81

Indicates up to 60Km/h. with cyclometer. Fits on 20", 26" and 28" wheel. Unit in mileage also available. Size: 2-3/4" diameter x 1-3/16" high.



SA-78



SA-81

SA-78

Indicates up to 50miles/h. with cyclometer. Fits on 20", 26" and 28" wheel. Unit in kilometers also available. Size: 3" diameter x 1-9/16" high.

SA-98N

Indicates up to 60Km/h. with cyclometer. Fits on 20", 26" and 28" wheel. Unit in mileage also available. Size: 4-1/2" wide x 2-9/16" high x 3" long.



SA-88



SA-98N

SA-88

Indicates up to 60Km/h. with cyclometer combined. Fits on 20", 26" and 28" wheel. Unit in mileage also available. Size: 3" diameter x 2-3/16" high.

SA-100

Indicates up to 60Km/h. with cyclometer combined. Fits on 20", 26" and 28" wheel. Unit in mileage also available. Size: 2-5/8" wide x 2-1/16" high x 3-5/16" long.



SA-100

Tail Lights



LT-2



TLG-10



LT-15


LT-2
Resin shell. Plastic ruby lens of high ray density. Diameter: 1". Connects to dynamo. Complete with 6V/0.5W bulb, cord and clamp.

LT-15
Steel shell finished in black. Plastic ruby lens of high ray density. Big 1-7/8" lens for better visibility. Connects to dynamo.

TLG-10
Chrome-plated steel shell. Plastic ruby lens of high ray density. Big 1-7/8" lens for better visibility. Connects to dynamo.



TLG-30



TLG-20

TLG-30
Deluxe tail light and reflector combination. 2-1/2" diameter. Ruby plastic lens with ruby reflector, chrome-plated frame. Connects to dynamo.

TLG-20
Deluxe tail light and reflector combination. Mounts on seat stay. Chrome-plated frame. 2-1/2" diameter. Red lens. Complete with 6V/0.5W bulb, cord and clamp.



TLG-40

TLG-40
Black plastic bottom base, ruby plastic lens. Size: 1-3/16" wide x 3-9/16" long. Complete with 6V/0.5W bulb and cord.



TLG-32



TLG-43

TLG-32
Ruby plastic lens with ruby reflector, black P P resin frame. Complete with 6V/0.5W bulb, cord and fitting clamp. Connects to dynamo.

TLG-43
White plastic bottom base, ruby plastic lens. Size: 3" wide x 2-5/16" high x 4-1/16" long. Complete with 6V/0.5W bulb and cord.

Battery Horns



CB-59P

CB-59P
With pilot lamp. White and red body. Size: 4-15/16" diameter x 2-3/16" high. Powered by one UM-1 cell.



CB-55P

CB-55P
With pilot lamp. Orange body. Size: 4-1/4" diameter x 4-7/8" high x 4-13/16" long. Powered by one UM-1 cell.



CB-57P



CB-31P

CB-57P
With pilot lamp. Upper body in amber, bottom in white. Size: 5-15/16" diameter x 2-1/2" high. Powered by one UM-1 cell.

CB-31P
All black enamel body finish with red plastic cover for pilot lamp. Size: 1-7/8" diameter x 4-7/10" long. Powered by one UM-2 cell.



CB-32P



CB-15

CB-32P
Upper body in white, bottom in blue. Size: 1-13/16" wide x 2-1/8" high x 4-15/16" long. Powered by one UM-2 cell.

CB-15
Pressed steel plate body with blue top and white bottom. Size: 2-1/8" diameter x 4-7/8" long. Powered by one UM-2 cell.



CB-203



CB-205


CB-203
Black ABS resin top and chrome-plated bottom. Size: 3" wide x 1-1/4" high. Powered by one UM-3 cell.

CB-205
Orange and white body. Size 3" diameter x 1-3/4" high. Powered by one UM-3 cell.



 **SANYO**

Dynamo Light



NH-002SB




34055 Baby Special 8



NH-656



34091 Cyclone 8



NH-305

Lighting Sets

NH-002SB

6V-3W single bulb system. Chrome-plated. Visor-shaped plastic front. 2-3/4" diameter x 3-3/4" deep. Dynamo: polished light alloy body, easy locking lever.



34056 Champion 8

6V-3W double bulb system. Chrome-plated. Visor-shaped front. Diamond reflector. 3-way switch. 3-1/2" diameter x 4" deep. Dynamo: polished light alloy body, easy locking lever.

34055 Baby Special 8

6V-3W single bulb system. Chrome-plated. Visor-shaped front. Diamond reflector. 3-1/2" diameter x 4" deep. Dynamo: polished light alloy body, easy locking lever.




NH-655 2B

6V-3W double bulb system. Wide, square headlight. Chrome-plated. Visor-shaped front. 3-way switch. 3-9/16" wide x 2-3/4" high x 3-3/16" deep. Dynamo: polished light alloy body, easy locking lever.

NH-656

6V-3W single bulb system, chrome-plated. Visor-shaped front. 2-7/8" wide x 2-7/8" high x 3-1/4" deep. Dynamo: polished light alloy body, easy locking lever.

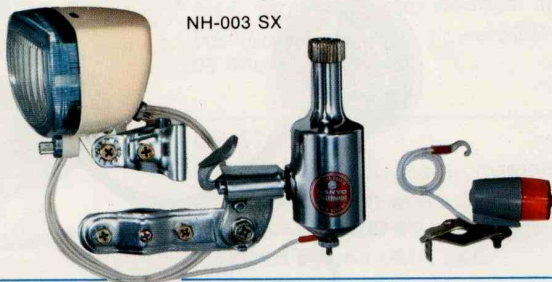


NH-007 SY

6V-3W single bulb system. ABS resin body. Visor-shaped plastic front. 3-15/16" diameter x 2-3/8" deep. Suitable for mini-cycle. Dynamo: polished light alloy body, easy locking lever.

34091 Cyclone 8

6V-3W dynamo-headlight combination. For mounting on right side of bicycle. Visor-shaped, chrome-plated front. ABS resin body. 1-7/8" diameter x 4-3/16" high. Dynamo: easy locking lever.




NH-003 SX

6V-3W single bulb system. ABS resin body. Visor-shaped plastic front. 3-15/16" wide x 2-3/8" high x 2-1/2" deep. Dynamo: polished light alloy body, easy locking lever.

NH-305


6V-3W dynamo-headlight combination. For mounting on left side of bicycle. Chrome-plated. Visor-shaped plastic front. 2-1/16" diameter x 4-3/16" high. Dynamo: easy locking lever.



NH-014 SX

6V-3W single bulb system. ABS resin body. Visor-shaped plastic front. 2-15/16" wide x 2-1/8" high x 2-11/16" deep. Dynamo: polished light alloy body, easy locking lever.


NH-388W




NH-388W

6V-6W (3.2W+3.2W) double headlight, 6V-3.2W each. Two single bulbs. ABS resin body. Visor-shaped plastic front. 2-15/16" wide x 2-5/16" high x 2-1/2" deep. Dynamo: polished light alloy body, easy locking lever.

NH-020WZ



NH-376W



NH-376W

6V-6W (3.2W+3.2W) double headlight, 6V-3.2W each. Two single bulbs. ABS resin body. Visor-shaped red plastic front. 3-1/8" diameter x 2-9/16" deep. Dynamo: polished light alloy body, easy locking lever.

NH-021WZ




NH-029 SZ



NH-029 SZ

6V-3W HI-SPEED dynamo, single bulb system. ABS resin body. Visor-shaped plastic front. 2-3/8" wide x 1-1/2" high x 3-3/8" deep. Dynamo: polished light alloy body, easy locking lever.

NH-015WY



NH-RA3-6



NH-RA3-6

6V-6W HI-SPEED dynamo-headlight combination. For mounting on left side of bicycle. Visor-shaped red plastic front. 2-1/8" diameter x 4-3/16" high. Dynamo: easy locking lever.

NH-014WX




34092 Cyclone 10



34092 Cyclone 10

6V-6W HI-SPEED dynamo-headlight combination. High illumination in low speed. Visor-shaped plastic front. 1-15/16" wide x 4-3/16" high x 3-1/4" deep. Dynamo: easy locking lever.

34060 Torpedo 8



NH-020 WZ


6V-6W (3.2W+3.2W) double headlight, 6V-3.2W each. Two single bulbs. ABS resin body. Visor-shaped plastic front. 2-9/16" wide x 1-13/16" high x 3" deep. Dynamo: polished light alloy body, easy locking lever.



34062 Super 8

34062 Super 8

12V-6W double bulb system. Chrome-plated. Visor-shaped front. Diamond reflector. 3-1/2" diameter x 4" deep. 3-way switch. Pilot bulb: 8V-5W. Dynamo: polished light alloy body, easy locking lever.

**NH-021 WZ**


6V-6W (3.2W+3.2W) double headlight, 6V-3.2W each. Two single bulbs. ABS resin body. Visor-shaped plastic front. 2-9/16" wide x 2-1/4" high x 2-15/16" deep. Dynamo: polished light alloy body, easy locking lever.



NH-655 2B

NH-655 2B

12V-6W double bulb system. Wide, square headlight. Chrome-plated. Visor-shaped front. 3-way switch. 3-9/16" wide x 2-3/4" high x 3-3/16" deep. Dynamo: polished light alloy body, easy locking lever.

**NH-015WY**


6V-6W (3.2W+3.2W) double headlight, 6V-3.2W each. Two single bulbs. ABS resin body. Visor-shaped plastic front. 3-1/8" diameter x 2-3/8" deep. Dynamo: polished light alloy body, easy locking lever.



34053 Silver Special 5

34053 Silver Special 5

16V-8W double bulb system. Chrome-plated. Visor-shaped front. Diamond reflector. 3-1/2" diameter x 4" deep. 3-way switch. Pilot bulb: 8V-5W. Dynamo: polished light alloy body, easy locking lever.

**NH-014WX**

6V-6W (3.2W+3.2W) double headlight, 6V-3.2W each. Two single bulbs. ABS resin body. Visor-shaped plastic front. 2-15/16" wide x 2-1/8" high x 2-11/16" deep. Dynamo: polished light alloy body, easy locking lever.



34063 Silver Special

34063 Silver Special

16V-8W double bulb system. Chrome-plated. Visor-shaped front. Diamond reflector. 4" diameter x 4-3/8" deep. 3-way switch. Pilot bulb: 8V-5W. Dynamo: polished light alloy body, easy locking lever.

**34060 Torpedo 8**

12V-6W single bulb system. Chrome-plated. Visor-shaped front. Diamond reflector. 3-1/2" diameter x 4" deep. Dynamo: polished light alloy body, easy locking lever.



34042 Imperial

34042 Imperial


20V-10W double bulb system. Chrome-plated. Visor-shaped front. diamond reflector. 4" diameter x 4-3/8" deep. 3-way switch. Pilot bulb: 8V-5W. Dynamo: polished light alloy body, easy locking lever.



Directional Blinker

BT-28

Two pairs of lights: front and rear. Slide switch with motor blinker. Powered by three UM-2 cells.



Hand Lamps

Dia House 10

Powerful hand-held search light. ABS resin body. Far-ranging beam with diamond reflector. 2.5V screw type bulb. Powered by two UM-1 cells.

LK-D130

Search light. Focusing possible. ABS resin body with chrome-plated front. 3.8V-0.5A screw type bulb. Powered by three UM-1 cells. Size: 9-7/8" length x 3-13/16" diameter (reflector case), 1-5/8" diameter (battery case).



Dia House 10

LK-D130

Others

6V-3W DME Generator only


8-pole system. Polished light alloy body, easy double locking lever.

6V-6W Hi-Speed Generator only

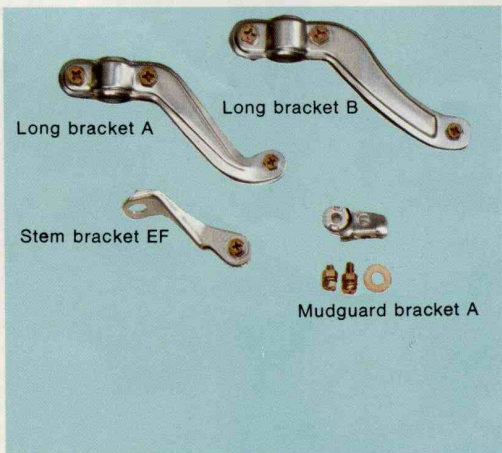
Special illumination in low speed. Polished light alloy body, easy double locking lever.

Brackets for Dynamo set

Long bracket A/Long bracket B/Stem bracket EF Mudguard bracket A



6V-6W



Long bracket A

Long bracket B

Stem bracket EF

Mudguard bracket A

Specifications

Model No.	No. of sets in carton	Net weight kg	Gross weight kg	Cu. ft.
NH-002 SB	40	22.0	25.0	3'1"
34055	40	23.0	26.0	3'1"
NH-656	40	23.0	26.0	3'1"
34091	40	20.0	23.0	2'1"
NH-305	40	20.0	23.0	2'1"
34056	40	26.0	29.0	3'1"
NH-655 2B (6V)	40	26.0	29.0	3'1"
NH-007SY	40	27.0	30.0	3'1"
NH-003SX	40	26.0	29.0	3'1"
NH-014SX	40	26.0	29.0	3'1"
NH-021	40	25.0	28.0	2'1"
NH-388W	40	29.0	32.0	3'6"
NH-376W	40	29.0	32.0	3'6"
NH-029 SZ	40	25.0	28.0	2'1"
NH-RA3-6	40	21.0	24.0	2'3"
34092	40	21.0	24.0	2'1"
NH-020WZ	40	28.0	31.0	3'1"
NH-021WZ	40	28.0	31.0	3'1"
NH-015WY	40	29.0	32.0	3'6"
NH-014WX	40	29.0	32.0	3'6"
34060	40	31.0	34.0	3'6"
34062	40	32.0	35.0	3'6"
NH-655 2B (12V)	40	31.0	34.0	3'6"
34053	40	32.0	35.0	3'6"
34063	20	18.0	20.0	3'0"
34042	20	18.0	20.0	3'0"
SA-5	40	24.0	27.0	3'1"
SA-97A	40	19.0	22.0	3'1"
SA-200	40	27.0	30.0	5'6"
SA-81	40	19.0	22.0	3'1"
SA-78	40	19.0	22.0	3'0"
SA-98N	40	23.0	26.0	3'1"
SA-88	40	18.0	21.0	3'5"
SA-100	40	16.0	19.0	1'4"
CB-57P	50	15.0	17.0	3'5"
CB-32P	200	42.0	45.0	3'4"
CB-59P	50	15.0	17.0	3'5"
CB-55P	50	15.0	17.0	3'5"
CB-31P	200	42.0	45.0	3'4"
CB-15	200	42.0	45.0	3'4"
CB-205	200	37.0	40.0	2'5"
CB-203	200	42.0	45.0	3'4"
LT-2	500	14.0	15.0	1'4"
LT-15	200	12.0	15.0	1'7"
TLG-10	200	12.0	15.0	1'7"
TLG-20	200	18.0	20.0	3'9"
TLG-30	200	18.0	20.0	3'9"
TLG-32	100	9.0	11.0	2'0"
TLG-40	100	9.0	11.0	2'0"
TLG-43	100	11.0	13.0	2'2"
BT-28	20	18.0	21.0	2'9"
Dia House 10	50	6.0	8.0	1'4"
LK-D130	30	9.0	11.0	2'7"
Generator				
6V-6W	50	21.0	25.0	2'1"
6V-3W DME	50	17.0	20.0	2'1"

Distributed by:



SANYO
SANYO ELECTRIC TRADING CO., LTD.
OSAKA, JAPAN