

**SAKAE**  
**BICYCLE**  
**PARTS**

CATALOG No. P-7

 **SAKAE RINGYO CO., LTD.**

# CHAINWHEELS

## AEROX CHAINWHEELS

One piece forged Super Duralumin Cotterless cranks and arm. Aerodynamic style. Cold Rolled Super Duralumin Chainrings. Anodized finish. with chain collector.

### Model AE-5LA AEROX-5LA

Crank: Length 165mm(6 $\frac{1}{2}$ ') or 170mm(6 $\frac{3}{4}$ ')  
Thread BC $\frac{3}{4}$ " $\times$ 20T or M14 $\times$ P1.25  
Chainring: Size  $\frac{1}{2}$ " $\times$  $\frac{3}{8}$ "(2mm)  
Teeth 42 to 54T  
(standard teeth 52T $\times$ 42T)  
Interchangeable with SAKAE RY-5 or  
CAMPAGNOLO  
Weight: Crank set 440g(15.4oz)  
Available with light alloy chainguard if requested  
Model No. CG-101

AE-5LA



### Model AE-5RG AEROX-5RG

Crank: Length 170mm(6 $\frac{3}{4}$ ')  
Thread BC $\frac{3}{4}$ " $\times$ 20T or M14 $\times$ P1.25  
Chainring: Size  $\frac{1}{2}$ " $\times$  $\frac{3}{8}$ "(2mm)  
Outer 48 to 54 teeth  
Inner 36, 39, 40, 42 to 48 teeth  
(standard teeth 52T $\times$ 40T)  
Interchangeable with SAKAE AX-5RG  
Weight: Crank set 680g(23.8oz)  
Available with light alloy chain guard if requested.  
Model No. CG-111.

AE-5RG



NEW


### Model AE-5TRG AEROX-5TRG

Crank: Length 170mm(6 $\frac{3}{4}$ ')  
Thread BC $\frac{3}{4}$ " $\times$ 20T or M14 $\times$ P1.25  
Chainring: Size  $\frac{1}{2}$ " $\times$  $\frac{3}{8}$ "(2mm)  
Outer 48 to 54 teeth  
Middle 40, 42, 44, 45, 46, 47 teeth.  
Inner 24, 26, 28, 30, 32, 34 teeth.  
Weight: Crank set 730g(25.6oz)  
(52T $\times$ 46T $\times$ 28T)  
Available with light alloy chain guard if requested.  
Model No. CG-111.

AE-5TRG



NEW



CHAIN COLLECTOR

## NEW APEX CHAINWHEELS

Forged Super Duralumin Cotterless cranks and Cold Rolled Super Duralumin chainrings, Anodized finish. Mounted on light alloy arm. Aerodynamic style.

AA-5LA



### Model AA-5LA NEW APEX-5LA

Crank: Length 165mm(6 $\frac{1}{2}$ ') or 170mm(6 $\frac{3}{4}$ ')  
Thread BC $\frac{3}{4}$ " $\times$ 20T or M14 $\times$ P1.25  
Chainring: Size  $\frac{1}{2}$ " $\times$  $\frac{3}{8}$ "(2mm)  
Teeth 42 to 54T  
(standard teeth 52T $\times$ 42T)  
Interchangeable with SAKAE AE-5LA and CAM-  
PAGNOLO.  
Weight: Crank set 450g(15.8oz)  
Available with light alloy Chainguard if requested.  
Model No. CG-101.

AA-5RG3



### Model AA-5RG3 NEW APEX-5RG3

Crank: Length 165mm(6 $\frac{1}{2}$ ') or 170mm(6 $\frac{3}{4}$ ')  
Thread BC $\frac{3}{4}$ " $\times$ 20T or M14 $\times$ P1.25  
Chainring: Size  $\frac{1}{2}$ " $\times$  $\frac{3}{8}$ "(2mm)  
Outer 48 to 53 teeth  
Inner 36, 39, 40 and 42 to 48 teeth  
(standard teeth 52T $\times$ 40T)  
Interchangeable with SAKAE AE-5RG  
Weight: Crank set 450g(15.8oz)  
Available with light alloy chainguard if requested.  
Model No. CG-111.

AA-5SD3



### Model AA-5SD3 NEW APEX-5SD3

Changeable only inner chainring.  
Crank: Length 165mm(6 $\frac{1}{2}$ ') or 170mm(6 $\frac{3}{4}$ ')  
Thread BC $\frac{3}{4}$ " $\times$ 20T or M14 $\times$ P1.25  
Chainring: Size  $\frac{1}{2}$ " $\times$  $\frac{3}{8}$ "(2mm)  
Outer 48 to 53 teeth  
Inner 36, 39, 40 and 42 to 48 teeth  
(standard teeth 52T $\times$ 40T)  
Weight: Crank set 410g(14.4oz)  
Available with light alloy chainguard if requested.  
Model No. CG-111.

## SUPER CUSTOM CHAINWHEELS

Melt-forged high-strength light alloy. One Piece crank and arm. Aerodynamic style. With chain collector. Cold Rolled Super Duralumin chainrings. Chain Line is the same as AEROX.

CT-5LA



### Model CT-5LA, LA-SL SUPER CUSTOM-5LA, LA-SL

Crank: Length 165mm(6 $\frac{1}{2}$ ') 170mm(6 $\frac{3}{4}$ ')  
Thread BC $\frac{3}{4}$ " $\times$ 20T or M14 $\times$ P1.25  
Chainring: Size  $\frac{1}{2}$ " $\times$  $\frac{3}{8}$ "(2mm)  
Teeth 42 to 54 teeth.  
(standard teeth 52T $\times$ 42T)  
Interchangeable with SAKAE AE-5LA or CAMPAGNOLO.  
Weight: Crank set 655g(23oz), SL: 675g(23.6oz)  
Available with light alloy chainguard if requested.  
Model No. CG-101.

CT-5LA-SL



CT-5RG



### Model CT-5RG SUPER CUSTOM-5RG

Crank: Length 165mm(6 $\frac{1}{2}$ ') or 170mm(6 $\frac{3}{4}$ ')  
Thread BC $\frac{3}{4}$ " $\times$ 20T or M14 $\times$ P1.25  
Chainring: Size  $\frac{1}{2}$ " $\times$  $\frac{3}{8}$ "(2mm)  
Outer 48 to 54 teeth  
Inner 36, 39, 40 and 42 to 48 teeth  
(standard teeth 52T $\times$ 40T)  
Interchangeable with SAKAE AE-5RG  
Weight: Crank set 700g(24.5oz)  
Available with light alloy chainguard if requested.  
Model No. CG-111.

CT-5TG



### Model CT-5TG SUPER CUSTOM-5TG

Crank: Length 165mm(6 $\frac{1}{2}$ ') 170mm(6 $\frac{3}{4}$ ')  
Thread BC $\frac{3}{4}$ " $\times$ 20T or M14 $\times$ P1.25  
Chainring: Size  $\frac{1}{2}$ " $\times$  $\frac{3}{8}$ "(2mm)  
Outer 48 to 54 teeth  
Middle 40, 42, 44, 45, 46, 47 teeth  
Inner 28, 30, 32, 34, 36, 40, 42 teeth  
Interchangeable with STRONGLIGHT 99.  
Weight: Crank set 780g(27.3oz)  
(52T $\times$ 46T $\times$ 28T)  
Available with light alloy chainguard if requested.  
Model No. CG-111.

# CHAINWHEELS

## CUSTOM CHAINWHEELS

Melt-forged high-strength light alloy Cotterless cranks. Aerodynamic style. Interchangeable with all SAKAE APEX axle.



CTC-5DLA2

### Model CTC-5DLA2 CUSTOM-5DLA2

Mounted on light alloy bright finished five arm. Super Duralumin chainrings.  
Crank: Length 165mm(6½") or 170mm(6¾")  
Thread BC $\frac{3}{8}$ " $\times$ 20T or M14 $\times$ P1.25  
Chainring: Size  $\frac{1}{2}$ " $\times$  $\frac{3}{8}$ "(2mm)  
Teeth 42 to 54T  
(standard teeth 52T $\times$ 42T)  
Weight: Crank set 610g(21.4oz)  
Available with light alloy chainguard if requested.  
Model No. CG-101.



CTC-5DRG2

### Model CTC-5DRG2 CUSTOM-5DRG2

Mounted on light alloy bright finished five arm. Light alloy or C-P Steel chainrings.  
Crank: Length 165mm(6½") or 170mm(6¾")  
Thread BC $\frac{3}{8}$ " $\times$ 20T or M14 $\times$ P1.25  
Chainring: Size  $\frac{1}{2}$ " $\times$  $\frac{3}{8}$ "(2mm)  
Outer 48 to 54teeth  
Inner 36, 39, 40, 42 and 44 to 48 teeth  
(standard teeth 52T $\times$ 40T)  
Interchangeable with SAKAE AE-5RG.  
Weight: Crank set light alloy 650g(22.8oz)  
Steel 890g(31.2oz)  
Available with light alloy chainguard if requested.  
Model No. CG-111 or CG-110.

### Model CTC-5SD2AH CUSTOM-5SD2AH

Light alloy chainrings.  
Changeable only inner chainring.  
Crank: Length 165mm(6½"), 170mm(6¾")  
Thread BC $\frac{3}{8}$ " $\times$ 20T or M14 $\times$ P1.25  
Chainring: Size  $\frac{1}{2}$ " $\times$  $\frac{3}{8}$ "(2mm)  
Outer 48 to 54 teeth  
Inner 36, 39, 40, 42 and 44 to 48 teeth  
(standard teeth 52T $\times$ 40T)  
Weight: Crank set 620g(21.7oz)  
Available with light alloy chainguard if requested.  
Model No. CG-111 or CG-110.



CTC-5SD2AH

### Model CTC-5TSD CUSTOM-5TSD

Light alloy chainrings.  
Changeable only inner and middle chainring.  
Crank: Length 165mm(6½"), 170mm(6¾")  
Thread BC $\frac{3}{8}$ " $\times$ 20T or M14 $\times$ P1.25  
Chainring: Size  $\frac{1}{2}$ " $\times$  $\frac{3}{8}$ "(2mm)  
Outer 46, 48, 50, 52 teeth  
Middle 40, 42, 44, 45, 46, 47 teeth  
Inner 28, 30, 32, 34, 36, 40, 42 teeth  
Weight: Crank set 750g(26.3oz)  
(52T $\times$ 46T $\times$ 28T)



NEW

CTC-5TSD

## CUSTOM DX CHAINWHEELS

Melt-forged high-strength light alloy Cotterless cranks. Mounted on arm. Crank: Length 165mm(6½"), 170mm(6¾") Thread BC $\frac{3}{8}$ " $\times$ 20T or M14 $\times$ P1.25

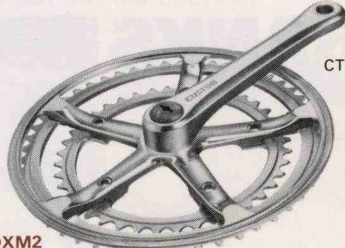


NEW

CTC-5LG2

### Model CTC-5LG2 CUSTOM-5LG2

Interchangeable outer and inner chainring.  
Material: Light alloy or Glossyless C-P steel.  
Size:  $\frac{1}{2}$ " $\times$  $\frac{3}{8}$ "(2mm)  
Teeth: 52T $\times$ 42T or 40T  
Weight: 830g(29.1oz) (52T $\times$ 42T light alloy)  
990g(34.7oz) (52T $\times$ 42T steel)



CTC-5DXM2

### Model CTC-5DXM2 CUSTOM-5DXM2

Interchangeable inner chainring.  
Riveting outer chainring.  
Material: Light alloy or Glossyless C-P steel.  
Size:  $\frac{1}{2}$ " $\times$  $\frac{3}{8}$ "(2mm)  
Teeth: 52T $\times$ 42T or 40T  
50T $\times$ 40T or 42T  
48T $\times$ 36T or 40T  
Weight: 835g(29.3oz) (52T $\times$ 42T light alloy)  
995g(34.8oz) (52T $\times$ 42T steel)



CTC-5DXC2

### Model CTC-5DXC2 CUSTOM-5DXC2

Riveting outer and inner chainring.  
Material: Light alloy or Glossyless C-P steel.  
Size:  $\frac{1}{2}$ " $\times$  $\frac{3}{8}$ "(2mm)  
Teeth: 52T $\times$ 42T or 40T  
50T $\times$ 40T or 42T  
48T $\times$ 36T or 40T  
Weight: 840g(29.4oz) (52T $\times$ 42T light alloy)  
1000g(35oz) (52T $\times$ 42T steel)



CAC-5DXC3

NEW

### Model CAC-5DXC3 CUSTOM-A-5DXC3

Riveting outer and inner chainring.  
Material: Light alloy or Glossyless C-P steel.  
Size:  $\frac{1}{2}$ " $\times$  $\frac{3}{8}$ "(2mm)  
Teeth: 52T $\times$ 42T or 40T  
50T $\times$ 40T or 42T  
Weight: (52T $\times$ 42T light alloy) 740g(25.9oz)  
(52T $\times$ 42T Steel) 920g(32.2oz)



CAB-5DXC3

NEW

### Model CAB-5DXC3 CUSTOM-A-5DXC3

Black anodized crank and arm, and polishing surface.  
Material: Same as CUSTOM-A-5DXC3  
Size: Same as CUSTOM-A-5DXC3  
Teeth: Same as CUSTOM-A-5DXC3  
Weight: Same as CUSTOM-A-5DXC3



CAC-5TDXC3

NEW

### Model CAC-5TDXC3 CUSTOM-A-5TDXC3


Chainring all riveting.  
Material: Glossyless C-P steel.  
Size:  $\frac{1}{2}$ " $\times$  $\frac{3}{8}$ "(2mm)  
Teeth: Outer 50T  
Middle 42, 44, 45, 46T  
Inner 28, 30, 32, 34, 36T  
Weight: Crank set 960g(33.6oz)  
(50T $\times$ 44T $\times$ 28T)



CTB-5DXC1 Single

### Model CTB-5DXC1 single CUSTOM BLACK-5DXC1 single

Black anodized crank and arm, and polishing surface. Riveting chainring.  
Material: Light alloy or Glossyless C-P steel.  
Size:  $\frac{1}{2}$ " $\times$  $\frac{3}{8}$ "(2mm)  
Teeth: 48T or 46T  
Weight: 785g(27.5oz) (48T)



CTC-5DXC1 Single

### Model CTC-5DXC1 single CUSTOM-5DXC1 single

Riveting chainring.  
Material: Same as CTB-5DXC1 single.  
Size: Same as CTB-5DXC1 single.  
Teeth: Same as CTB-5DXC1 single.  
Weight: Same as CTB-5DXC1 single.



CAB-5DXC3 Single

NEW

### Model CAC-5DXC3 single CUSTOM-A-5DXC3 single

Riveting chainring.  
Material: Light alloy or Glossyless C-P steel.  
Size:  $\frac{1}{2}$ " $\times$  $\frac{3}{8}$ "(2mm)  
Teeth: 48T or 46T  
Weight: 785g(27.5oz) (48T)




CAC-5DXC3 Single

NEW

# CHAINWHEELS

## SILSTAR CHAINWHEELS

Melt-forged high-strength light alloy Cotterless cranks. Interchangeable with all SAKAE APEX axle.



SNS-5SC2

### Model SNS-5SC2 SILSTAR-5SC2

Outer C-P Steel chainrings.  
Riveting chainring.  
Crank: Length 152mm(6"), 165mm(6½")  
170mm(6¾")  
Thread BC⅝×20T or M14×P1.25  
Chainring: Size ½×⅜(2mm)  
Outer 52 teeth.  
Inner 40 or 42 teeth.  
(standard teeth 52T×40T)  
Weight: Crank set 885g(31 oz)  
With CG-550SC chainguard.



SN-5SD2 Single



SNS-5SE2 Single

### Model SNS-5SE2 single SILSTAR SINGLE

Length: 152mm(6"), 165mm(6½"), 170mm(6¾")  
Height 28.5mm(1⅛")  
Thread BC⅝×20T or M14×P1.25  
Chainring: Material C-P Steel.  
Size ½×⅜(2mm)  
Teeth 46, 48, 52  
Weight: Crank set (48T, 165mm) 665g(23.3 oz)



SNA-5"



SNA-3½"

### Model SN, SNS, SNA-5SD2 single SILSTAR SINGLE

Length: SNA: 89mm(3½"), 114mm(4½"), 127mm(5")  
SN, SNS: 152mm(6"), 165mm(6½")  
170mm(6¾")  
Height 30mm(1⅜")  
Thread BC⅝×20T or M14×P1.25  
Chainring  
Material: Light alloy or Steel.  
Size: ½×⅜(2mm) or ⅜(3mm)  
Teeth: 28, 32, 33, 34, 36, 40, 42, 44, 46, 48,  
50, 52, 54.  
Weight:  
Crank set (48T Steel 170mm) 670g(23.5 oz)  
(36T Steel 127mm) 440g(15.4 oz)

# ONE PIECE CRANKS



OPC-A114



OPC-A165



OPC-S175

### Model OPC-A (U.S.A. Type) OPC-S (S.M.S. Type) ONE PIECE CRANKS

Forged High Carbon steel.  
Finish: LP - Little Polish. (A92, A114, A140, A165)  
HP - Half Polish. (A165)  
FP - Full Polish. (S175)  
Chrome Plating.  
Crank Length: Type A 92mm(3⅝"), 114mm(4½"),  
140mm(5½"), 165mm(6½"),  
Type S 175mm(6⅞")  
Con thread: Type A ⅝-24T and ⅜-24T LH  
Type S 23.2-32T and 22.-24T LH.  
Pedal thread: UNF ½×20T  
Weight: 92A 590g(20.7 oz), 114A 680g(23.8 oz)  
140A 860g(30 oz), 165A 900g(31.5 oz)  
175S 880g(30.8 oz)

# CHAIN GUARDS



CG-101

### Model CG-101

Made of light alloy.  
Suitable for: AE-5LA, AA-5LA, CT-5LA,  
CTC-5DLA

TYPE	Diam	For teeth	Weight
50	217mm(8⅝")	50 or 51	70g(2.5 oz)
52	225mm(8⅞")	52 or 53	75g(2.6 oz)



CG-110  
CG-111

### Model CG-110

Melt-forged light alloy.  
Suitable for: APEX-5RG, 5SD, SILSTAR

TYPE	Diam	For teeth	Weight
48	207mm(8⅞")	48 or 49	60g(2.1 oz)
50	215mm(8½")	50 or 51	65g(2.3 oz)
52	223mm(8¾")	52 or 53	70g(2.5 oz)

### Model CG-111

Melt-forged light alloy.  
Polished finish.  
Suitable for: APEX-5RG, 5SD, SILSTAR.

TYPE	Diam	For teeth	Weight
48	207mm(8⅞")	48 or 49	55g(1.9 oz)
50	215mm(8½")	50 or 51	60g(2.1 oz)
52	223mm(8¾")	52 or 53	65g(2.3 oz)



CG-550SC

### Model CG-550SC (Glossyless C-P)


Made of steel.  
Suitable for: SILSTAR-5SDE.

TYPE	Diam	For teeth	Weight
52	223mm(8¾")	52	120g(4.2 oz)
48	206mm(8⅞")	48 or 46	105g(3.7 oz)

# BOTTOM BRACKET SETS

## AEROX SUPER CUSTOM BOTTOM BRACKET SET

Bracket Width	AXLE Number	Left	Center	Right	Full length	Chain line
DOUBLE	68 D-3L	32.0mm	52mm	32.0mm	116.0mm	42mm
"	" D-3A	"	"	33.5	117.5	43.5
"	" D-3P	"	"	35.0	119.0	45.0
TRIPLE	" D-3SS	"	"	37.5	121.5	44.5
"	" D-3T	"	"	39.0	123.0	46.0
"	" D-3U	"	"	40.5	124.5	47.5
DOUBLE	70 D-5L	30.5	55	32.0	117.5	43.0
"	" D-5P	"	"	33.5	119.0	44.5
TRIPLE	" D-5SP	"	"	37.5	123.0	45.7




Square Slope: 2°  
Cr-Mo Steel Weight: 315g (11 oz)

## AX, SC, SI BOTTOM BRACKET SET


Square Slope: 2° Weight: 240g (8.4 oz)

### AX



Weight: 125g (4.4 oz)

### SC

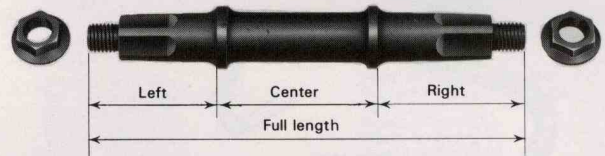


Weight: 130g (4.6 oz)

### SI




Weight: 130g (4.6 oz)



(mm)

Bracket Width	AXLE Number	Left	Center	Right	Full Length	Chain Line			
						AX Double	SC Double	SI Double	SI DXC single
68	3L	42.5	52	42.5	137.0	39.5	38.5	39.5	
"	3A	"	"	44.0	138.5	41.0	40.0	41.0	
"	3P	"	"	45.5	140.0	42.5	41.5	42.5	
"	3SS	"	"	48.0	142.5	45.0	44.0	45.0	
"	3T	45.5	"	49.5	147.0	46.5	45.5	46.5	
"	3U	"	"	51.0	148.5	48.0	47.0	48.0	44.0
"	3R	"	"	52.5	150.0				45.5
"	3M	"	"	54.0	151.5				47.0
70	5L	41.0	55	42.5	138.5	40.5	39.5	40.5	
"	5P	"	"	44.0	140.0	42.0	41.0	42.0	
"	5SB	42.5	"	46.5	144.0	44.5	43.5	44.5	
"	5SP	41.0	"	48.0	144.0	46.0	45.0	46.0	42.0
"	5SS	42.5	"	48.0	145.5	47.5	46.5	47.5	43.5
"	5T	45.5	"	49.5	150.0	49.0	48.0	49.0	45.0
"	5U	"	"	51.0	151.5	50.5	49.5	50.5	46.5
"	5R	"	"	52.5	153.0				48.0

CUP THREAD	CODE
1.37×24T(BRITISH)	AX-BS, SC-BS, SI-BS
35×P1(FRENCH)	AX-FS, SC-FS, SI-FS
36×24T(ITALIAN)	AX-IS, SC-IS, SI-IS

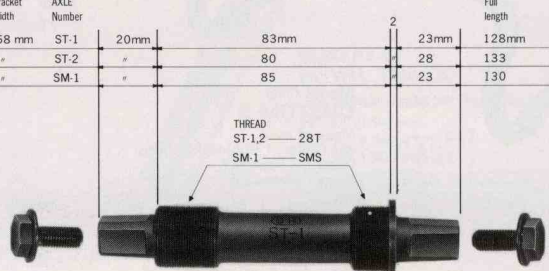


Square Slope: 2°  
Cr-Mo Steel Weight: 560g (19.6 oz)

CUP SET CODE	THREAD
OP-ST	28T
OP-SM	SMS

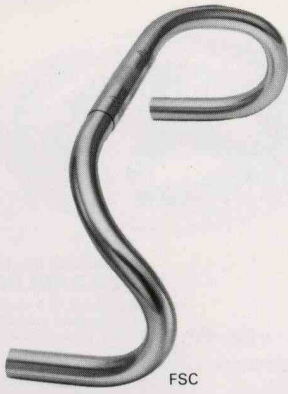
## CONVERSION AXLE

Bracket Width	AXLE Number	Left	Center	Right	Full length	Chain line Double
68 mm	ST-1	20mm	83mm	23mm	128mm	44mm
"	ST-2	"	80	28	133	49
"	SM-1	"	85	23	130	44



# HANDLE BAR BENDS

High-strength light alloy anodized finish or high-strength steel C-P handle bar bends. FOURSIR and ROYAL for sprinters. CUSTOM for roadracers, RANDONNEUR for tourists.

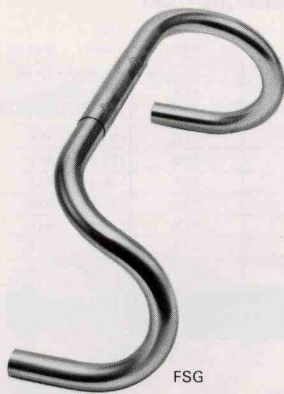


FSC

**Model FSC  
FOURSIR-C**

Made of light alloy.  
CRITERIUM type.  
Bar center Diam: 26mm  
Tube Diam: 24mm  
Reach: 80mm

Model	Dropped	Width	Weight
FSC-380	150mm(5 <sup>7</sup> / <sub>8</sub> )	380mm(15)	310g(10.9oz)
FSC-400	150mm(5 <sup>7</sup> / <sub>8</sub> )	400mm(15 <sup>7</sup> / <sub>8</sub> )	320g(11.2oz)
FSC-420	150mm(5 <sup>7</sup> / <sub>8</sub> )	420mm(16 <sup>1</sup> / <sub>2</sub> )	335g(11.7oz)

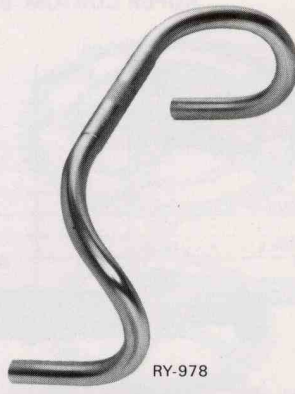


FSG

**Model FSG  
FOURSIR-G**

Made of light alloy.  
GIRO D'ITALIA type.  
Bar center Diam: 26mm  
Tube Diam: 24mm  
Reach: 105mm

Model	Dropped	Width	Weight
FSG-380	160mm(6 <sup>1</sup> / <sub>4</sub> )	380mm(15)	310g(10.9oz)
FSG-400	160mm(6 <sup>1</sup> / <sub>4</sub> )	400mm(15 <sup>7</sup> / <sub>8</sub> )	320g(11.2oz)
FSG-420	160mm(6 <sup>1</sup> / <sub>4</sub> )	420mm(16 <sup>1</sup> / <sub>2</sub> )	335g(11.7oz)

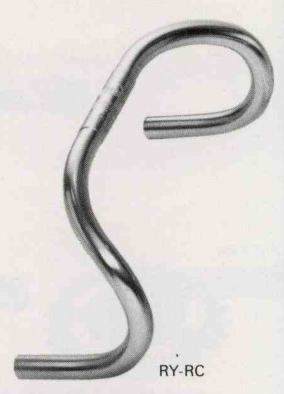


RY-978

**Model RY-978  
ROYAL-978**

Made of light alloy.  
Bar center double tube.  
Diam: 23.8mm(5<sup>7</sup>/<sub>8</sub>)  
Reach: 75mm(3")

Model	Dropped	Width	Weight
RY-978-380	145mm(5 <sup>3</sup> / <sub>4</sub> )	380mm(15)	290g(10.2oz)
RY-978-400	160mm(6 <sup>1</sup> / <sub>4</sub> )	400mm(15 <sup>7</sup> / <sub>8</sub> )	300g(10.5oz)
RY-978-420	160mm(6 <sup>1</sup> / <sub>4</sub> )	420mm(16 <sup>1</sup> / <sub>2</sub> )	305g(10.7oz)



RY-RC

**Model RY-RC  
ROYAL-RACER**

Made of light alloy.  
Track racing model.  
Bar center 90mm(3<sup>3</sup>/<sub>4</sub>) double tube.  
Diam: 23.8mm(5<sup>7</sup>/<sub>8</sub>)  
Dropped: 145mm(5<sup>3</sup>/<sub>4</sub>)  
Width: 370mm(14<sup>1</sup>/<sub>2</sub>)  
Reach: 80mm(3<sup>1</sup>/<sub>8</sub>)  
Weight: 280g(9.8 oz)

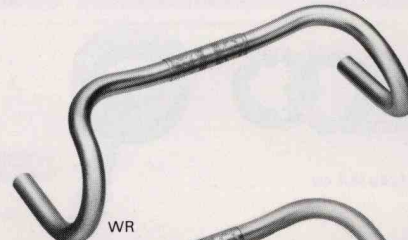


WS

**Model WS  
WORLD CUSTOM**

Made of light alloy.  
Bar center: 135mm(5<sup>3</sup>/<sub>4</sub>) double tube.  
Diam: 23.8mm(5<sup>7</sup>/<sub>8</sub>)  
Reach: 96mm(3<sup>3</sup>/<sub>8</sub>)

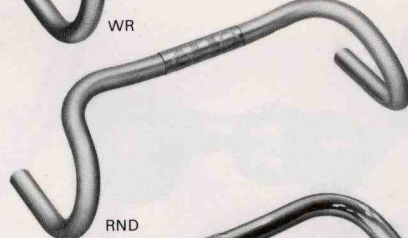
Model	Dropped	Width	Weight
WS-370	145mm(5 <sup>3</sup> / <sub>4</sub> )	370mm(14 <sup>1</sup> / <sub>2</sub> )	305g(10.7oz)
WS-390	145mm(5 <sup>3</sup> / <sub>4</sub> )	390mm(15 <sup>3</sup> / <sub>8</sub> )	305g(10.7oz)
WS-420	160mm(6 <sup>1</sup> / <sub>4</sub> )	420mm(16 <sup>1</sup> / <sub>2</sub> )	310g(10.9oz)



WR

**Model WR-420  
WORLD RANDONNEUR**

Made of light alloy.  
Bar center: 95mm(3<sup>3</sup>/<sub>4</sub>) double tube.  
Diam: 23.8mm(5<sup>7</sup>/<sub>8</sub>)  
Dropped: 120mm(4<sup>3</sup>/<sub>4</sub>)  
Width: 420mm(16<sup>1</sup>/<sub>2</sub>)  
Reach: 97mm(3<sup>3</sup>/<sub>8</sub>)  
Weight: 305g(10.7 oz)



RND

**Model RND-420  
RANDONNEUR DOUBLE TUBE**

Made of light alloy.  
Bar center: 95mm(3<sup>3</sup>/<sub>4</sub>) double tube.  
Only center tube: anodized finish.  
Diam: 23.8mm(5<sup>7</sup>/<sub>8</sub>)  
Dropped: 122mm(4<sup>3</sup>/<sub>4</sub>)  
Width: 420mm(16<sup>1</sup>/<sub>2</sub>)  
Reach: 97mm(3<sup>3</sup>/<sub>8</sub>)  
Weight: 305g(10.7 oz)

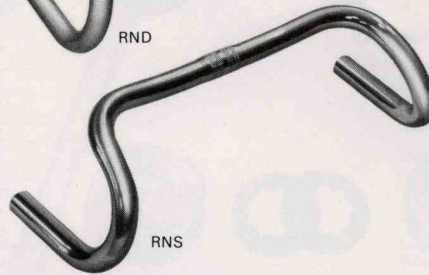


CTD

**Model CTD  
CUSTOM DOUBLE TUBE**

Made of light alloy.  
Bar center: 135mm(5<sup>3</sup>/<sub>4</sub>) double tube.  
Only center tube: anodized finish.  
Diam: 23.8mm(5<sup>7</sup>/<sub>8</sub>)  
Reach: 96mm(3<sup>3</sup>/<sub>8</sub>)

Model	Dropped	Width	Weight
CTD-370	145mm(5 <sup>3</sup> / <sub>4</sub> )	370mm(14 <sup>1</sup> / <sub>2</sub> )	305g(10.7oz)
CTD-390	145mm(5 <sup>3</sup> / <sub>4</sub> )	390mm(15 <sup>3</sup> / <sub>8</sub> )	305g(10.7oz)
CTD-420	160mm(6 <sup>1</sup> / <sub>4</sub> )	420mm(16 <sup>1</sup> / <sub>2</sub> )	310g(10.9oz)



RNS

**Model RNS-395  
RANDONNEUR-S**

Made of steel.  
Bar center: 32mm(1<sup>1</sup>/<sub>4</sub>) bulge.  
Diam: 23.8mm(5<sup>7</sup>/<sub>8</sub>)  
Dropped: 117mm(4<sup>5</sup>/<sub>8</sub>)  
Width: 395mm(15<sup>1</sup>/<sub>2</sub>)  
Reach: 102mm(4")  
Weight: 680g(23.8 oz)

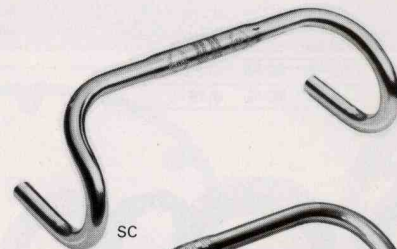


CTS

**Model CTS  
CUSTOM-S**

Made of steel.  
Bar center: 135mm(5<sup>3</sup>/<sub>4</sub>) bulge.  
Diam: 23.8mm(5<sup>7</sup>/<sub>8</sub>)  
Reach: 96mm(3<sup>3</sup>/<sub>8</sub>)

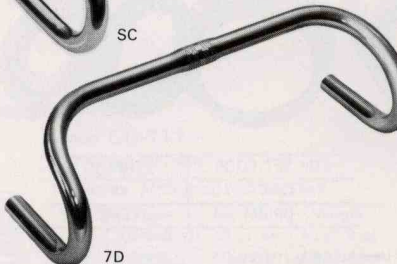
Model	Dropped	Width	Weight
CTS-360	130mm(5 <sup>1</sup> / <sub>8</sub> )	360mm(14 <sup>1</sup> / <sub>8</sub> )	615g(21.5oz)
CTS-390	130mm(5 <sup>1</sup> / <sub>8</sub> )	390mm(15 <sup>3</sup> / <sub>8</sub> )	615g(21.5oz)



SC

**Model SC-713  
SPECIAL**

Made of steel.  
Bar center: 120mm(4<sup>3</sup>/<sub>4</sub>) bulge.  
Diam: 22.2mm(7<sup>7</sup>/<sub>8</sub>)  
Dropped: 130mm(5<sup>1</sup>/<sub>8</sub>)  
Width: 390mm(15<sup>3</sup>/<sub>8</sub>)  
Reach: 96mm(3<sup>3</sup>/<sub>8</sub>)  
Weight: 530g(18.6 oz)



7D

**Model 7D-701  
7/8 DROP**

Made of steel.  
Bar center: 32mm(1<sup>1</sup>/<sub>4</sub>) bulge.  
Diam: 22.2mm(7<sup>7</sup>/<sub>8</sub>)  
Dropped: 130mm(5<sup>1</sup>/<sub>8</sub>)  
Width: 390mm(15<sup>3</sup>/<sub>8</sub>)  
Reach: 96mm(3<sup>3</sup>/<sub>8</sub>)  
Weight: 630g(22.1 oz)

# HANDLE BAR BENDS

 <p>NA-312-90</p> <p><b>Model NA-312-90 NORTH-ROAD 90</b> Made of light alloy. Bar center: 90mm(3½") bulge. Diam: 22.2mm(7⁄8") Raised: 63mm(2½") Width: 520mm(20½") Weight: 220g(7.7 oz)</p>	 <p>NA-312-55</p> <p><b>Model NA-312-55 NORTH-ROAD 55</b> Made of light alloy. Bar center: 32mm(1¼") bulge. Diam: 22.2mm(7⁄8") Raised: 63mm(3½") Width: 550mm(21½") Weight: 250g(8.8 oz)</p>	 <p>NA-324</p> <p><b>Model NA-324 NORTH-ROAD</b> Made of light alloy. Bar center: 32mm(1¼") bulge. Diam: 22.2mm(7⁄8") Raised: 17mm(5⁄8") Width: 440mm(17½") Weight: 220g(7.7 oz)</p>	 <p>ARS-105N</p> <p><b>Model ARS-105N ALL-ROUNDER</b> Made of stainless steel. Bar center: 32mm Diam: 22.2mm(7⁄8") Raised: 30mm(1¾") Width: 520mm(20½") Weight: 390g(13.7 oz)</p>
 <p>ARA-101</p> <p><b>Model ARA-101 ALL-ROUNDER</b> Made of light alloy. Bar center: 32mm(1¼") bulge. Diam: 22.2mm(7⁄8") Raised: 45mm(1¾") Width: 505mm(19¾") Weight: 180g(6.3 oz)</p>	 <p>ARA-102-90</p> <p><b>Model ARA-102-90 ALL-ROUNDER</b> Made of light alloy. Bar center: 90mm(3½") bulge. Diam: 22.2mm(7⁄8") Raised: 53mm(2¼") Width: 560mm(22") Weight: 200g(7 oz)</p>	 <p>ARA-105-90</p> <p><b>Model ARA-105-90 ALL-ROUNDER</b> Made of light alloy. Bar center: 90mm(3½") bulge. Diam: 22.2mm(7⁄8") Raised: 30mm(1¾") Width: 520mm(20½") Weight: 220g(7.7 oz)</p>	 <p>ARA-106</p> <p><b>Model ARA-106 ALL-ROUNDER</b> Made of light alloy. Bar center: 32mm(1¼") bulge. Diam: 22.2mm(7⁄8") Raised: 30mm(1¾") Width: 610mm(24") Weight: 240g(8.4 oz)</p>
<p><b>NEW</b></p>  <p>ARA-107</p> <p><b>Model ARA-107 ALL-ROUNDER</b> Made of light alloy. Bar center: 32mm(1¼") bulge. Diam: 22.2mm Raised: 35mm(1¾") Width: 500mm(19¾") Weight: 170g(6 oz)</p>	 <p>NA-323</p> <p><b>Model NA-323 ADULT</b> Made of light alloy. Bar center: 32mm(1¼") bulge. Diam: 22.2mm(7⁄8") Raised: 50mm(2") Width: 480mm(19") Weight: 250g(8.8 oz)</p>	 <p>NA-340-90</p> <p><b>Model NA-340-90 ADULT</b> Made of light alloy. Bar center: 90mm(3½") bulge. Diam: 22.2mm(7⁄8") Raised: 30mm(1¾") Width: 460mm(18") Weight: 220g(7.7 oz)</p>	<p><b>NEW</b></p>  <p>MS-825C</p> <p><b>Model MS-825C UP-TURNED</b> Made of Stainless steel clad. Bar center: 32mm(1¼") bulge. Diam: 22.2mm(7⁄8") Raised: 90mm(3½") Width: 510mm(20") Weight: 600g(21 oz)</p>

# HANDLE STEMS

## FOURSIR STEMS

Forged Super Duralumin stem.  
Anodized finish.  
Top class racing model.

## AEROX STEMS

Forged Super Duralumin stem.  
Anodized finish.  
Top class racing model.

## ROYAL STEMS

Forged Super Duralumin stem. Anodized finish.



FS

**Model FS  
FOURSIR**  
Stainless steel 6mm expander bolt and binder bolt. Socket 5mm hex.  
Diam: 22.2mm  
Bar Bore: 26mm  
Suitable only for: FOURSIR Handle Bar


Model	Extension	Length	Weight
FS-120	120mm(5¼")	135mm(5¾")	250g(8.8 oz)
FS-110	110mm(4¾")	135mm(5¾")	240g(8.4 oz)
FS-100	100mm(4")	135mm(5¾")	230g(8.1 oz)
FS-90	90mm(3½")	135mm(5¾")	220g(7.7 oz)
FS-80	80mm(3⅛")	135mm(5¾")	210g(7.4 oz)



AE

**Model AE  
AEROX**  
Cr-Mo steel 6mm expander bolt and binder bolt. Socket 5mm hex.  
Diam: 22.2mm


Model	Extension	Length	Weight
AE-115	115mm(4½")	135mm(5¾")	300g(10.5 oz)
AE-105	105mm(4¼")	135mm(5¾")	290g(10.2 oz)
AE-95	95mm(3¾")	135mm(5¾")	280g(9.8 oz)
AE-85	85mm(3⅜")	135mm(5¾")	270g(9.5 oz)



RY2

**Model RY 2  
ROYAL 2**  
Cr-Mo steel 6mm expander bolt and binder bolt. Socket 5mm hex.  
Diam: 22.2mm  
0.833; 22.0mm to order.

Model	Extension	Length	Weight
RY2-130	130mm(5⅛")	135mm(5¾")	310g(10.9 oz)
RY2-120	120mm(5¼")	135mm(5¾")	310g(10.9 oz)
RY2-110	110mm(4¾")	135mm(5¾")	300g(10.5 oz)
RY2-100	100mm(4")	135mm(5¾")	290g(10.2 oz)
RY2-90	90mm(3½")	135mm(5¾")	270g(9.45 oz)
RY2-80	80mm(3⅛")	135mm(5¾")	260g(9.1 oz)
RY2-70	70mm(2¾")	135mm(5¾")	250g(8.8 oz)



RY-TY

**Model RY-TY  
ROYAL TRACK**  
The highest model for Track Racing.  
Socket 6mm hex.  
Diam: 22.2mm(7⁄8")  
Length: 130mm(5⅛")

Model	Angle	Extension	Weight
RY-100TY	65°	100mm(4")	315g(11 oz)
RY-90TY	65°	90mm(3½")	300g(10.5 oz)
RY-80TY	65°	80mm(3⅛")	285g(10 oz)

# HANDLE STEMS

## APEX STEMS



AX-AH

### Model AX-AH APEX-AH

Forged Super Duralumin stem. Anodized finish.  
Diam: 22.2mm(7/8")  
0.833", 22.0mm to order.

Model	Extension	Length	Weight
AX-100AH	100mm(4")	150mm(5 7/8")	340g(12.0oz)
AX-80AH	80mm(3 1/8")	150mm(5 7/8")	320g(11.2oz)
AX-60AH	60mm(2 3/8")	180mm(7 1/4")	330g(11.6oz)

## SR STEMS



SR-AH

### Model SR SR

Melt-forged high-strength rustless light alloy stem.  
AH Type: Allen head expander bolt and binder bolt. Socket 6mm hex.  
Diam: 0.833", 22.0, 22.2mm

Model	Extension	Length	Weight
SR-100AH	100mm(4")	150mm(5 7/8")	340g(11.9oz)
SR-80AH	80mm(3 1/8")	150mm(5 7/8")	310g(10.9oz)
SR-80AH	80mm(3 1/8")	180mm(7 1/4")	340g(11.9oz)
SR-60AH	60mm(2 3/8")	150mm(5 7/8")	290g(10.2oz)
SR-60AH	60mm(2 3/8")	180mm(7 1/4")	320g(11.2oz)
SR-60AH	60mm(2 3/8")	230mm(9")	365g(12.8oz)
SR-50E	50mm(2")	180mm(7 1/4")	305g(10.7oz)
SR-80E	80mm(3 1/8")	150mm(5 7/8")	310g(10.9oz)
SR-60E	60mm(2 3/8")	180mm(7 1/4")	320g(11.2oz)
SR-50E	50mm(2")	180mm(7 1/4")	305g(10.7oz)

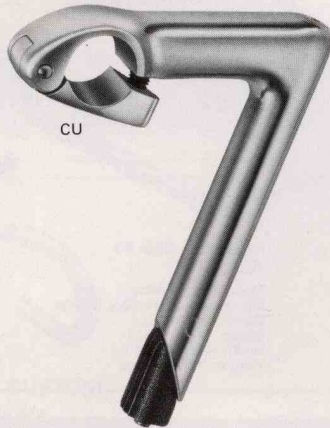
## CUSTOM STEMS

Melt-forged high-strength light alloy stem. Aerodynamic style.



CR

**NEW**

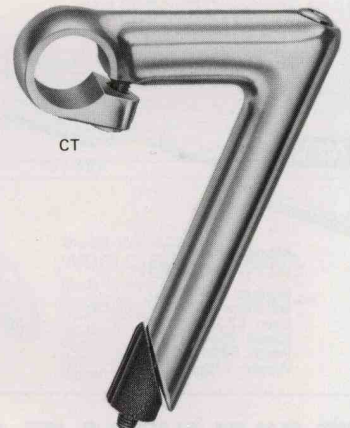


CU



CS

**NEW**



CT

### Model CR CUSTOM-R

Back clamp system.  
Allen head expander bolt and clamp bolt.  
Socket 6mm hex.

Model	Extension	Length	Weight
CR-80	80mm(3 1/8")	150mm(5 7/8")	320g(11.2oz)

### Model CU CUSTOM-U

Allen head expander bolt and binder bolt.  
Socket 6mm hex. Hinge type.  
Diam: 22.2mm, 22.0mm

Model	Extension	Length	Weight
CU-100	100mm(4")	150mm(5 7/8")	350g(12.3oz)
CU-80	80mm(3 1/8")	150mm(5 7/8")	330g(11.6oz)
CU-60	60mm(2 3/8")	180mm(7 1/4")	340g(11.9oz)

### Model CS CUSTOM-S

Allen head expander bolt and binder bolt.  
Socket 6mm hex.  
Separate type.

Model	Extension	Length	Weight
CS-80	80mm(3 1/8")	150mm(5 7/8")	370g(13oz)
CS-60	60mm(2 3/8")	180mm(7 1/4")	370g(13oz)

### Model CT CUSTOM

Allen head expander bolt and binder bolt.  
Socket 6mm hex. Under lock type.  
Diam: 0.833", 22.2mm, 22.0mm

Model	Extension	Length	Weight
CT-100	100mm(4")	150mm(5 7/8")	330g(11.6oz)
CT-80	80mm(3 1/8")	150mm(5 7/8")	300g(10.5oz)
CT-60	60mm(2 3/8")	150mm(5 7/8")	280g(9.8oz)



SAS-50AH x 190

### Model SAS-50AH x 190 SAS-50E x 190

Melt-forged light alloy head and stainless steel tube.  
Extension: 50mm(2")  
Length: 190mm(7 1/2")  
Diam: 22.2mm  
Weight: AH 370g(13oz)  
E 380g(13.4oz)



AS-40E x 190

### Model AS-40E x 190

Melt-forged light alloy head and steel tube.  
Extension: 30mm(1 1/8")  
Length: 190mm(7 1/2"), 230mm(9")  
Diam: 22.2mm  
Weight: 360g(12.6oz)

**NEW**

SAS-25E



### Model SAS-25E x 230

Melt-forged light alloy head and stainless steel tube.  
Extension: 25mm(1")  
Length: 230mm(9")  
Diam: 22.2mm  
Weight: 350g(12.3oz)

**NEW**

AS-25E

### Model AS-25E x 190 AS-25E x 230

Melt-forged light alloy head and steel tube.  
Extension: 25mm(1")  
Length: 190mm(7 1/2"), 230mm(9")  
Diam: 22.2mm  
Weight: 190mm 310g(10.9oz)  
230mm 350g(12.3oz)



SW-50B x 135

### Model SW-50 x 135 SW-50B x 135 (Black Anodized) SWAN-50 x 135

Melt-forged light alloy.  
Extension: 50mm(2")  
Length: 135mm(5 3/8")  
Diam: 0.833"  
Weight: 280g(9.8oz)



SW-50 x 165

### Model SW-50 x 165 SWAN-50 x 165

Melt-forged light alloy.  
Extension: 50mm(2")  
Length: 165mm(6 1/2")  
Diam: 22.2mm, 22.0mm  
Weight: 300g(10.5oz)



JUN-50 x 150

### Model JUN-50 x 150 JUN-50 x 150

Melt-forged light alloy stem.  
Extension: 50mm(2")  
Length: 150mm(5 7/8")  
Diam: 150mm length 0.833"  
Weight: (150mm) 270g(9.5oz)



# HUBS

## SILSTAR HUB-100, 300

Melt-forged light alloy one piece hub shell.  
 Spoke Holes: 36×36H  
 Thread: 1.37"×24T  
 Over Lock Nut Dimension: Front 96mm(3.78") or 100mm(3.94")  
 Rear 120mm(4.72") 5-Speed  
 126mm(4.96") 6-Speed



SH-300QR

**Model SH-300QR**  
**SILSTAR HUB-300QR**  
 Small flange Quick-release type.  
 Weight: 580g(20.3 oz)



SH-100QR

**Model SH-100QR**  
**SILSTAR HUB-100QR**  
 Large flange Quick-release type.  
 Weight: 640g(22.4 oz)

## SILSTAR HUB-600

**NEW**



SH-600

**Model SH-600**  
**SILSTAR HUB-600**

Melt-forged light alloy one piece hub shell.  
 Spoke Holes: 36×36H, Rear Hook Hole.  
 Thread: 1.37"×24T, Both thread.  
 Over Lock Nut Dimension: Front 93mm(3.66")  
 Rear 114mm(4.49")  
 Weight: 500g(17.5 oz)



SH-300SD

**Model SH-300SD**  
**SILSTAR HUB-300SD**  
 Small flange Solid Axle type.  
 Weight: 480g(16.8 oz)



SH-100SD

**Model SH-100SD**  
**SILSTAR HUB-100SD**  
 Large flange Solid Axle type.  
 Weight: 550g(19.3 oz)

# SPECIAL TOOLS



T-902

**Model T-902**  
 Tool for Cotterless crank fixing and extractor.  
 Weight: 99g(3.47 oz)




T-908

**Model T-908**  
 Handle stem and Seat pillar bolt wrench key. 6mm hex.  
 For AX, CR, CU, CS and CT stems. P5 Seat pillar.  
 Weight: 35g(1.23 oz)



T-905

**Model T-905**  
 Chain wheel flat head screw wrench key.  
 5mm hex.  
 Weight: 18g(0.63 oz)



T-909

**Model T-909**  
 Saddle spanner 13mm and 14mm.  
 For CT-P3  
 Weight: 56g(2 oz)



T-906

**Model T-906**  
 Chain wheel fastening nut spanner.  
 Weight: 10g(0.35 oz)



T-910

**Model T-910**  
 Handle stem expander bolt wrench key.  
 5mm hex.  
 For FS, AE stem.  
 Weight: 18g(0.63 oz)



T-911

**Model T-911**  
 Bottom bracket adjustable cup spanner.  
 For AX-BBS, SC-BBS, SI-BBS.  
 Weight: 110g(3.9 oz)



T-907

**Model T-907**  
 Saddle spanner, 10mm  
 For RY-P1, CT-P1.  
 Weight: 42g(1.47 oz)



T-912

**NEW**

**Model T-912**  
 Pedal screw wrench key.  
 3mm hex.  
 For SAKAE SP-12, MP-131.  
 Weight: 5g(0.18 oz)

# PEDALS

Melt-forged light alloy body.

All Pedals marked ★ were duly approved by German Safety Regulations.

Pedals marked ☆ are under application.



**Model SP-12  
SILSTAR PEDAL-12**

Aerodynamic type.  
Cr-Mo steel spindle.  
Foot on size: 75mm(3")×70mm(2¾")  
Thread: BC¾×20T or M14×P1.25  
Weight: 370g(13oz)  
AC-45 Toe clip attachable.




**Model SP-11  
SILSTAR PEDAL-11**

One piece frame. Platform type.  
Cr-Mo steel spindle.  
Foot on size: 60mm(2¾")×88mm(3½")  
Thread: BC¾×20T or M14×P1.25  
Weight: 380g(13.3oz)  
Toe clip, Strap and Reflector attachable.



**Model SP-100AL (Alloy plates)  
SP-100BL (Alloy plates black finish)  
SP-100CP (Steel plates)  
SILSTAR PEDAL-100AL, BL, CP**

Quill type.  
Foot on size: 61mm(2¾")×100mm(4")  
Thread: BC¾×20T or M14×P1.25  
Weight: 100AL, BL 345g(12.8oz)  
100CP 420g(14.7oz)  
Toe clip, Strap and Reflector attachable.



**Model SP-150 (C-P spindle)  
SP-150SE (Black spindle)  
SILSTAR PEDAL-150**

One piece frame. Quill type.  
Foot on size: 61mm(2¾")×100mm(4")  
Thread: BC¾×20T or M14×P1.25  
Weight: 370g(13oz)  
Toe clip, Strap and Reflector attachable.

**NEW**



**Model SP-152  
SILSTAR PEDAL-152**

One piece frame. Quill type, with Reflector.  
Foot on size: 61mm(2¾")×100mm(4")  
Thread: BC¾×20T or M14×P1.25  
Weight: 410g(14.4oz)  
Toe clip and Strap attachable.



**Model SP-200AL (Alloy plates)  
SP-200BL (Alloy plates black finish)  
SILSTAR PEDAL-200AL, BL**

Track type.  
Foot on size: 61mm(2¾")×80mm(3¼")  
Thread: BC¾×20T or M14×P1.25  
Weight: 345g(12.1oz)



**Model SP-360  
SILSTAR PEDAL-360**

One piece frame.  
Quill type. With reflector.  
Foot on size: 60mm(2¾")×105mm(4¼")  
Thread: BC¾×20T  
M14×P1.25  
Weight: 460g(16.1oz)



**Model SP-364  
SILSTAR PEDAL-364**

One piece frame.  
Self-Balanced pedal. With Reflector.  
Foot on size: 75mm(3")×100mm(4")  
Thread: BC¾×20T or M14×P1.25  
Weight: 550g(19.3oz)  
Toe clip and Strap attachable.

**NEW**




**Model SP-466  
SILSTAR PEDAL-466**

One piece frame. With Reflector.  
Foot on size: 63mm(2½")×100mm(4")  
Thread: BC¾×20T or M14×P1.25  
Weight: 420g(14.7oz)

**NEW**




SP-450 ★



SP-451

**Model SP-450 (with reflector)  
SP-451 (without reflector)  
SILSTAR PEDAL-450, 451**

One piece frame.  
Both sides serrated.  
Foot on size: 60mm(2¾")×95mm(3¾")  
Thread: BC¾×20T or M14×P1.25  
Weight: SP-450 440g(15.4oz)  
SP-451 400g(14oz)



SP-550FB ★

SP-550FW

**Model SP-550FW (White)  
SP-550FB (Black)  
SILSTAR PEDAL-550FB, FW**

One piece frame.  
Full rubber type.  
Foot on size: 65mm(2¾")×98mm(3¾")  
Thread: BC¾×20T or M14×P1.25  
Weight: 500g(17.5oz)



SP-562 ☆

**Model SP-562FW (White rubber)  
SP-562FB (Black rubber)  
SILSTAR PEDAL-562**

One piece frame.  
Self-balanced pedal.  
With reflector.  
Foot on size: 70mm(2¾")×100mm(4")  
Weight: 560g(19.6oz)



SP-468 ☆

**NEW**

**Model SP-468  
SILSTAR PEDAL-468**

One piece frame. With Reflector.  
Foot on size: 64mm(2½")×95mm(3¾")  
Thread: BC¾×20T or UNF½×20T  
Weight: 410g(14.4oz)  
AC-30, AC-40 Toe clip attachable.

Please specify the following details in your order.

Example  
Model Thread  
SP-150-B (BC¾×20T)  
-F (M14×P1.25)  
-U (UNF½×20T)

**NEW**



SP-601FW

**Model SP-601FW (White)  
SP-601FB (Black)  
SILSTAR PEDAL-601**

Made of plastic one piece frame.  
For juvenile.  
Foot on size: 55mm(2¼")×92mm(3⅝")  
Thread: BC¾×20T  
Weight: 290g(10.2oz)

**NEW**



SP-511FB ☆

**Model SP-511FW (White)  
SP-511FB (Black)  
SILSTAR PEDAL-511FB, FW**

Made of plastic one piece frame.  
Self-Balanced pedal. With Reflector.  
Foot on size: 75mm(3")×93mm(3⅝")  
Thread: BC¾×20T or UNF½×20T  
Weight: 430g(15.1oz)

**NEW**



SP-511FW ☆

# SEAT PILLARS

## FOURSIR SEAT PILLARS

Forged Super Duralumin pillar, bracket and supporter.  
Anodized finish. Top class racing model.



FS-P5

**Model FS-P5  
FOURSIR-P5 (SAKAE LAPRADE)**  
Saddle wire width: 43mm(1 $\frac{1}{8}$ ")  
Pillar length: 190mm(7 $\frac{1}{2}$ ")  
Diam: 25.8, 26.0, 26.2, 26.4, 26.6,  
26.8, 27.0, 27.2mm  
Weight: 200g(7 oz)

## ROYAL SEAT PILLARS

Forged Super Duralumin pillar, bracket and supporter.  
Anodized finish.

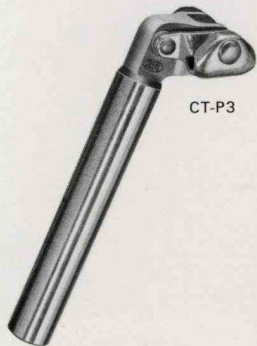


RY-P1

**Model RY-P1  
ROYAL-P1**  
Saddle wire width: 45mm(1 $\frac{3}{4}$ ")  
Pillar length: 195mm(7 $\frac{3}{4}$ ")  
Diam: 25.8, 26.0, 26.2, 26.4, 26.6, 26.8,  
27.0, 27.2mm  
Weight: 310g(10.9 oz)

## CUSTOM SEAT PILLARS

Melt-forged high-strength light alloy Pillar, Bracket and Supporter.



CT-P3

**Model CT-P3  
CUSTOM-P3**  
Saddle wire width: 45mm(1 $\frac{3}{4}$ ")  
Pillar length: 195mm(7 $\frac{3}{4}$ ")  
Diam: 25.8, 26.0, 26.2, 26.4, 26.6,  
26.8, 27.0mm  
Weight: 295g(10.4 oz)



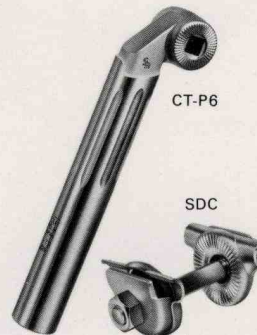
CT-P5

**Model CT-P5  
CUSTOM-P5 (SAKAE LAPRADE)**  
Adjusted and fixing by a single bolt from below.  
Saddle wire width: 43mm(1 $\frac{1}{8}$ ")  
Pillar length: 190mm(7 $\frac{1}{2}$ "), 220mm(8 $\frac{5}{8}$ ")  
Diam: 25.4, 25.8, 26.0, 26.2, 26.4, 26.6,  
26.8, 27.0, 27.2mm  
Weight: (190mm) 250g(8.8 oz)  
(220mm) 270g(9.5 oz)




CT-P5A

**Model CT-P5A  
CUSTOM-P5A (SAKAE LAPRADE)**  
Adjusted and fixing by a single bolt from below. Aerodynamic style.  
Saddle wire width: 43mm(1 $\frac{1}{8}$ ")  
Pillar length: 190mm(7 $\frac{1}{2}$ "), 220mm(8 $\frac{5}{8}$ ")  
Diam: 26.2, 26.4, 26.6, 26.8, 27.0 mm  
Weight: (190mm) 250g(8.8 oz)  
(220mm) 270g(9.5 oz)



CT-P6

**Model CT-P6 (without saddle clamp)  
CT-P6C (with saddle clamp)  
CUSTOM-P6**  
Pillar length: 180mm(7")  
Diam: 25.4, 25.8, 26.0, 26.2,  
26.4, 26.6, 26.8mm  
Weight: 170g(6 oz)



SDC

**Model SDC  
SADDLE CLAMP**  
Made of steel. U.P.  
For CT-P6 seat pillar.  
Weight: 100g(3.5 oz)



ASP

**Model ASP  
ALUMI SEAT POST**  
Melt-forged high-strength Rustless light alloy post.  
Length: 180mm(7") or 230mm(9")  
Diam: 25.8, 26.0, 26.2, 26.4, 26.6,  
26.8, 27.0, 27.2mm

# PEDAL ACCESSORIES



SR TOE CLIP  
AC-30  
AC-40

**Model AC-30  
SR TOE CLIP**  
Made of Extra Super Duralumin.  
Anodized finish.  
Size: S, M, L, LL  
Weight: One set S, M 43g(1.5 oz)  
L 44g(1.5 oz)  
LL 46g(1.6 oz)



SR TOE CLIP  
AC-45

**Model AC-40  
SR TOE CLIP**  
Made of Stainless steel.  
Size: S, M, L  
Weight: 78g(2.7 oz)



SR TOE STRAP

**Model AS-30WH (White)  
AS-30BL (Black)  
AS-30RD (Red)  
AS-30BU (Blue)**

**SR TOE STRAP**  
Made of Leather  
Size: 400mm  
Weight: 58g(2.0 oz)

**Model AC-45  
SR TOE CLIP**  
Made of Stainless steel.  
Suitable for: SP-152, SP-364,  
SP-12 (Without nut)  
Size: M, L  
Weight: One set 62g(2.2 oz)



SR PEDAL SPIN

**Model AP-01  
SR PEDAL SPIN**  
Made of Stainless steel.  
Weight: One set 20g(0.7 oz)

SR TOE CLIP  
ADAPTER



SR REFLECTOR ADAPTER

**Model AP-02  
SR REFLECTOR ADAPTER**  
Suitable for: SP-11.  
Made of Stainless steel.  
Weight: One set 24g(0.8 oz)

**Model AP-03  
SR TOE CLIP ADAPTER**  
Made of Stainless steel.  
Suitable for: SP-12 or SP-364.  
Available for Toe Clip AC-30, AC-40.  
Also Reflector available for SP-12.  
Weight: One set 20g(0.7 oz)




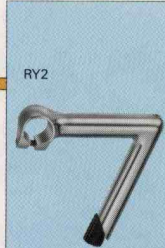
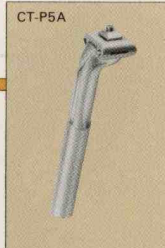


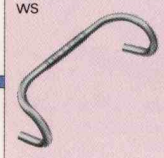
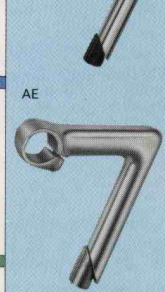
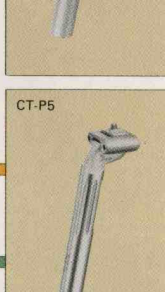


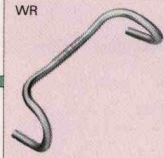


SR PEDAL REFLECTOR



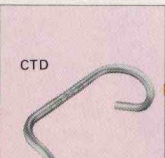

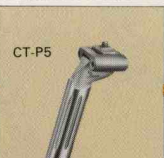





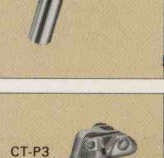



**Model AR-02  
SR PEDAL REFLECTORS**  
Amber color.  
Lens size: 64mm(2 $\frac{1}{2}$ ) x 15mm( $\frac{1}{2}$ ")  
Weight: One set 60g(2.1 oz)  
Meet C.P.S.C standard.

# ORIGINAL COMPONENT TABLE








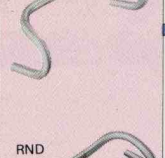




## AEROX SERIES

	CHAINWHEEL	PEDAL	HANDLE BAR	HANDLE STEM	SEAT PILLAR
<b>ROAD RACING</b>	AE-5LA 	SP-12 	RY-978 	RY2 	CT-P5A 
<b>SPORTIF</b>	AE-5RG 	SP-100 	WS 	AE 	CT-P5 
<b>TOURING</b>	AE-5TRG 	SP-11 	WR 		

## SUPER CUSTOM SERIES

	CHAINWHEEL	PEDAL	HANDLE BAR	HANDLE STEM	SEAT PILLAR	HUB
<b>RACING</b>	CT-5LA 	SP-150 	CTD 	CR 	CT-P5 	SH-300QR 
<b>SPORTIF</b>	CT-5RG 	SP-152 	RND 	CU 	CT-P3 	SH-100QR 
<b>TOURING</b>	CT-5TG 			CT 		

## CUSTOM DX GROUP

	CHAINWHEEL	PEDAL	HANDLE BAR	HANDLE STEM	SEAT PILLAR	HUB
<b>POPULAR SPORTS MODEL</b>		SP-364 	CTD 	SR 	CT-P6 	SH-300SD 
<b>10, 12 SPEED MODEL</b>	CAC-5DXC3 	SP-466 	RND 		ASP 	SH-100SD 
<b>5, 6 SPEED MODEL</b>	CAC-5DXC3 Single 	SP-468 				

**SAKAE RINGYO CO., LTD.**

Specifications subject to change without notice

SEP 82 PRINTED IN JAPAN

Head office: 2-16 Aoi, Adachi-ku, Tokyo, Japan, Phone 03-889-3401  
 Mitsukaido Plant: 1831 Otsukatomachi, Mitsukaido, Ibaragi, Japan  
 Kokinu Plant: Kokinu, Yawaharamura, Tsukubagun, Ibaragi, Japan  
 Shimane Plant: 5-13 Chuohoncho, Adachi-ku, Tokyo, Japan